

BLOOMINGTON QUILTERS GUILD NEWSLETTER

[Bloomington Quilters Guild](#)

PO Box 5802

Bloomington, IN 47407

January 2017

January Greetings!

By Kathy Sheehan, BQG President



It's a monochromatic gray winter day today while I write this article. So, I decided to write about **COLOR!**

Do you have a favorite color or color combination when it comes to quilting? Some quilters are so faithful to their preferred colors that they develop a signature look. Think Kaffe Fassett. Some consider Kaffe to be a color genius. He certainly has no fear of designing fabrics and quilt patterns that burst with color. His creativity inspires us; his fabrics can be easily incorporated into quilt designs from modern to traditional.

What is your favorite color? Does it change frequently? When you walk into a fabric store, do certain colors on the fabric bolts catch your eye? Often pure, bright colors catch our attention first and provide inspiration for designing quilts. Blues and greens speak to me and, if you look

at my stash of fabrics, it's clear that those are favorites. But as I have progressed as a quilter, I have realized that having a collection of various colors at hand allows me to be more creative—like a painter with a palette. I am currently enjoying making a couple of projects that dig deep into my stash of fabrics. It's satisfying to incorporate fabrics that have been sitting in the back of the cubby for way too long!

Sometimes, it is fun to think outside one's comfort zone. When I make children's quilts or quilts for charity, I like to play with color combinations that are not typically found in my collection. I'm surprised to realize that yellow or purple really are acceptable colors to add to quilts!

One of the pleasures of being a member of the Bloomington Quilters Guild is seeing the amazing quilts made by our talented members, who can combine colors in stunning and never-ending combinations with genius.

Happy Quilting!

From the Editor (Ann Birch)

Member News

Please Help!

It's time again for members to consider if they should contribute their varied talents to guild leadership or committee roles. Check out pg. 5 of this newsletter to see current positions and committees. Feel free to contact any of the people listed there to find out more about their area. If you'd rather not lead, consider helping in a specific area. It's a good way to get to know other members and help keep our guild running smoothly. The guild year ends in June 2017, so new officers and committee chairs begin participation in September 2017.

Members in Local Newspaper

The work of several BQG members made it into the Bloomington Herald-Times in December. The December 9 article described the project initiated by RJ Trubitt, who received an Arts in the Parks grant from the Indiana Arts Commission. Through the project, 13 baby quilts were designed by 130 people and completed by RJ, Pat Surra, and Jane Pitt. The quilts were donated to the Women, Infants, and Children program. More on this in the February newsletter.

The Bloomington Quilters Guild is a 501(c)3 organization. The purpose of the BQG is to develop an appreciation of the history of quilting and quilters and promote continuation of the art in our community.

We welcome guests to our meetings! Meetings are on the first Tuesday of each month at the North Central Church of Christ, 2121 N. Dunn St.

6:00 pm: Doors open

6:30 pm: Show and tell

7:00 pm: Program

Next Meeting: January 3

IHQs Entries (Susan Colston & Kathy Sheehan)

IHQs: Some Things To Know and Remember

Here are some things to know about the Indiana Heritage Quilt Show:

(1)


Even though IHQS is not sponsored by the Bloomington Quilters Guild, all of you in the guild truly are the backbone of the show. You volunteer countless hours, you attend the show, and you support the vendors.

One thing that has surprised me, though, over the years, is how few of you display your wonderful, wonderful quilts. When I watch “show and tell” at the guild I want to pop up from my chair and shout “put that in the IHQS show.” It would make me look like a quilty jumping jack, but it would be the truth. Each month I see truly fantastic quilts. Please consider sharing them.

(2)

I have heard many people say that their quilts aren’t good enough for the IHQS show. That’s nonsense. This is not a juried show. There is no preapproval process. We just want to celebrate quilts and quilters in Indiana and you live in Indiana, therefore, we want to celebrate your quilts!

Sure, all of us are inspired (or intimidated) by the quilts at the show from professionals, but often the “People’s Choice Award” doesn’t go



to them—it often goes to ordinary quilters like you and me. This year there is even an “Indiana Quilter” award. But the point isn’t the awards. The point is sharing the joy and love that inspired you to take the time to make the quilts that you do.


Please consider any quilt that you have made in the past 5 years as a possible entry. The categories are on the [IHQS website](#). If you can’t decide which category to enter, give us a holler. Share the joy of quilting!

(3)

Many people don’t want their quilts to be “judged.” Before I helped in the judging room I would have said the same thing because it sounded

scary. Now that I’ve seen and heard the process, it’s nothing but that, a process. Judges take an average of 5 minutes per quilt. Basically they look at the overall design, the construction, the quilting, and the binding (full to the edge). They make one sentence comments on each of these and anything else that may catch their fancy. That’s it. Next quilt. They don’t know your name, and no one else in the room does either unless all 25 of your best friends are in the judging room. So don’t let the judging stop you!

Now, here are some dates to remember. Mark your calendar, review your stash, and get ready to stitch!



2/17/2017

- Entry deadline both postmarked and online.

2/25/2017

- Bring hand-delivered quilts to the Convention Center between 10 am and noon, packed in a box.
- Include your completed form and a picture of the quilt taped in the bottom of the box.

3/2/2017–3/4/2017

INDIANA HERITAGE QUILT SHOW

9-5 Thursday and Friday

9-4 Saturday

3/4/2017

- Pick up your quilts between 7 and 8 pm.

Questions? Contact Susan Colston or Kathy Sheehan.

Programs (Lisa Dodson)

January Meeting Topic: Modern Quilting



The BQG January meeting has the cure for the winter quilting blahs. Heather Givans, owner of Crimson Tate, will be

speaking on the topic, “From Artist to Designer—Perspectives on Modern Quilting.” [Crimson Tate](#) is a

shop in downtown Indianapolis that provides modern fabrics, notions, quilts, and classes. Heather’s upbeat style is inspiring and entertaining. Items from her shop will be available for purchase. Guest are always welcome; snowstorms are not!

Note: A reminder that if Monroe County schools are closed due to weather, the guild meeting will be canceled.

Wendy Hodina

A Holiday Pitch-In Album



Winter Retreat Reminder

We are looking forward to a wonderful weekend at Spring Mill State Park, January 19–22, with all of you who have registered. You should receive an information letter by e-mail if you have e-mail, or by surface mail if you don't, before our January 3 guild meeting. If you don't receive your letter, or if you have any questions, please contact Nola Hartman at 812-360-6972 or Martha Nord at 812-339-7403. Have fun planning and packing your projects!

Mystery Quilt (Becky Lomasney)

Mystery Quilt Headed for Station 4!



Welcome to the mystery quilt designed for the 2016 to 2017 guild year. In the November issue of the newsletter, we introduced the quilt and provided instructions for Unit 1. In December, you received Unit 2 and Unit 3. Now we're ready for Unit 4! Please refer back to the

November issue if you need the introductory information. The June issue will include the final instructions for putting it all together. I hope you have fun with this! Let me know if you have questions.

Editor's Note: Please understand that this design is for guild members only. Do not copy it or distribute it to non-members. Becky Lomasney reserves all rights and is planning to market this design via her business, "Mustard Seed Quilts."

©2016 Becky Lomasney for Mustard Seed Quilts. All rights reserved. Do not copy without written permission from author.

Heartland (Pat Surra; Kathy Kessler)

Treasure Shop

This time of year is when we spend a lot of time indoors. It's also a great time to work on quilts for the Heartland Show or items you'd like to donate to the Treasure Shop.



Tara Babcock and Patsy Smith will have collection boxes at the guild meetings and at the winter retreat in January. If you have quilting fabric, books, patterns, or notions that you want to donate to the Treasure Shop, bring them to the winter retreat or one of the guild meetings.

If you donate quilting fabric, please premeasure the fabric, write the yardage on a small piece of paper, and staple it to the corner of

Unit #4

Cutting:

Queen size quilt

From Fabric B cut:

(224) 2 ½" squares

From Background fabric cut:

(112) 4 ½" squares

Lap size quilt

From Fabric B cut:

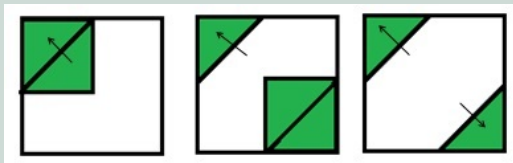
(120) 2 ½" squares

From Background fabric cut:

(60) 4 ½" squares

Assembly:

1. Place a 2 ½" square of Fabric B on a corner of the Background 4 ½" square as illustrated in the first picture below.
2. Draw a line on the diagonal of the 2 ½" squares. **Sew on the line.**
3. Trim ¼" away from sewn line.
4. Press toward Fabric B triangle (as illustrated with the arrows).



5. Repeat with remaining 4 ½" Background squares.
6. Place another 2 ½" square of Fabric B on the opposite corner of the units made in steps #1-4 as illustrated in the middle picture.
7. Repeat steps #1-5 on these opposite corners as illustrated in the last picture.
8. When complete, this should yield (112) 4 ½" squares for Unit #4 for the queen size (or 60 for the lap size).

If you are making a scrappy version and want a little more unity in placement of fabric in your blocks, each block needs 4 of these units for a total of 28 sets.



the fabric. You can also use safety pins, but no straight pins, please.

Any scrap pieces of fabric smaller than a fat quarter or ¼ yard can all be put in a baggy for the swimming pool. The boxes will be labeled Small Scraps, Fat Quarters, Pre-cuts (charm packs, jelly rolls, layer cakes, etc.), Yardage, Quilting Notions, Books, and Craft Items. Please separate your donations accordingly.

If you have any questions or cannot bring your donations to the winter retreat or one of the guild meetings, please contact Tara (812-272-7422) or Patsy (812-322-2174), and someone will pick them up.

BQG 2016-2017 Executive Board

President: Kathy Sheehan, 720-284-1757, president@bloomingtonquiltersguild.org

President-Elect: Dedaimia Whitney, 812-327-2454, pres-elect@bloomingtonquiltersguild.org

Treasurer: Pat Surra, 916-768-3492, treasurer@bloomingtonquiltersguild.org

Secretary: Molly Gleeson, 812-339-2469, secretary@bloomingtonquiltersguild.org

Standing Committee Chairpersons

Membership: Janice Arvesen, 812-325-4191, membership@bloomingtonquiltersguild.org

Historian: Betsy Glassey, 812-336-3009, historian@bloomingtonquiltersguild.org

Programs: Lisa Dodson, 765-813-0311, events@bloomingtonquiltersguild.org

Programs Elect: Laura Brown-Cano, 812-360-6206, events@bloomingtonquiltersguild.org

Newsletter Editor: Ann Birch, 989-430-4075, news@bloomingtonquiltersguild.org

Web Manager: Katha Soens, 317-529-2286, webmanager@bloomingtonquiltersguild.org

Community Quilts: Twin Lakes Stitchers Bee; Ann Birch, 989-430-4075, community@bloomingtonquiltersguild.org

Sunshine: Beth Gerth, 812-272-2245, sunshine@bloomingtonquiltersguild.org

Bobbie Mentzel, 219-928-8823, sunshine@bloomingtonquiltersguild.org

Special Committee Chairpersons

Fall Retreat: Carol Evans, 317-272-4634, fallretreat@bloomingtonquiltersguild.org

Fall Retreat Assistants: Dorothy Arnold, 631-901-7744, fallretreat@bloomingtonquiltersguild.org

Betsy Glassey, 812-336-3009, fallretreat@bloomingtonquiltersguild.org

Winter Retreat: Martha Nord, 812-339-7403, winterretreat@bloomingtonquiltersguild.org

Nola Hartman, 812-339-8589, winterretreat@bloomingtonquiltersguild.org

Raffle Quilt: Becky Wilson, 812-650-0461, raffle@bloomingtonquiltersguild.org

Challenge Quilt: Maryam Othman, 812-824-2457, challenge@bloomingtonquiltersguild.org

Quilt Show: Pat Surra, 916-768-3492, showentry@bloomingtonquiltersguild.org

Kathy Kessler, 812-322-4934, showentry@bloomingtonquiltersguild.org

Additional Contacts

Mystery Quilt: Becky Lomasney, 812-876-8486, mystery@bloomingtonquiltersguild.org

IHSQ Entries: Susan Colson, 812-334-0179, susanihqs@gmail.com

Kathy Sheehan, 720-284-1757, president@bloomingtonquiltersguild.org

Dear members of the Bloomington
Quilters Guild -

The quilts you delivered to
Susie's Place last week are perfect -
brightly colored and beautifully patterned
on soft fabrics. We appreciate that
kids in need of comfort and warmth
will find it here - and be able to
take it with them when needed.

Thank you for your caring and
generosity to Susie's Place and our
community! Charlotte William-
Child/Family Advocate

Community Quilts

The organizations that receive our community quilts use these quilts to comfort and cheer area folks in need. Your donated quilts are much appreciated!



Ann Birch

Calendar

Events

Winter Retreat, January 19–22

January Guild Meeting

Doors open at 6:00 pm for the guild meeting on January 3 at North Central Church of Christ.

January Board Meeting

The board meeting will be at 6:00 pm on January 10. Contact a board member for more details.

February Newsletter

Articles for the February newsletter are due Jan. 18 to Ann Birch, news@bloomingtonquiltersguild.org, 989-430-4075.

Visit our website:

<http://www.bloomingtonquiltersguild.org/>

Check out our Facebook page:

Search for “Bloomington Quilters Guild.”

From your editor:

Please let me know if you have photos, ideas for articles, or member news related to quilting. Did you win a ribbon at a quilt show? Do you have a quilting story? Give me a call or email me, and I'll be happy to talk to you about incorporating it into the newsletter.

Ann Birch
989-430-4075
news@bloomingtonquiltersguild.org

Many thanks to the photographers who provided photos/illustrations for this issue: Kathy Sheehan, Wendy Hodina, Ann Birch. Any photos/illustrations from other sources are used with permission or are in the public domain.

Bloomington Quilters Guild
P.O. Box 5802
Bloomington, IN 47407